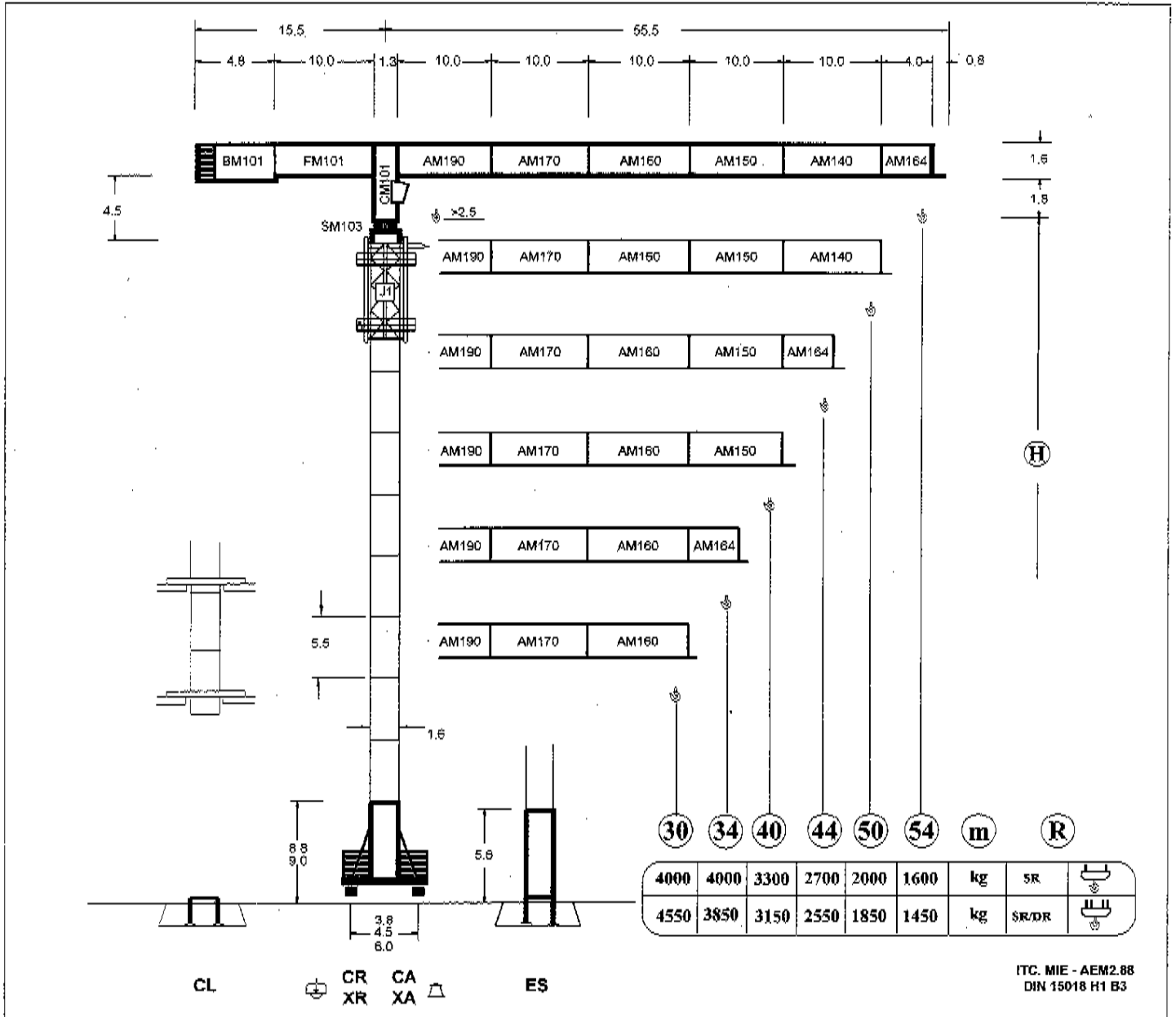
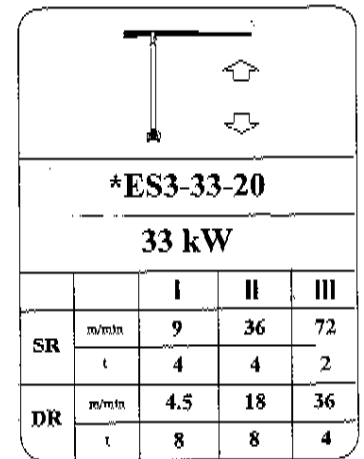
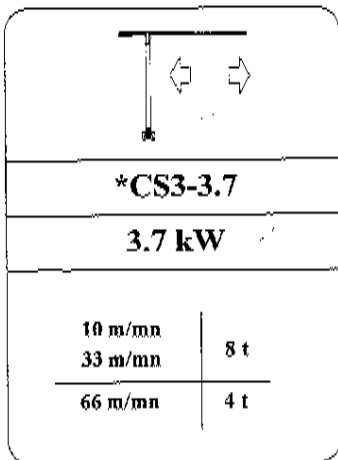
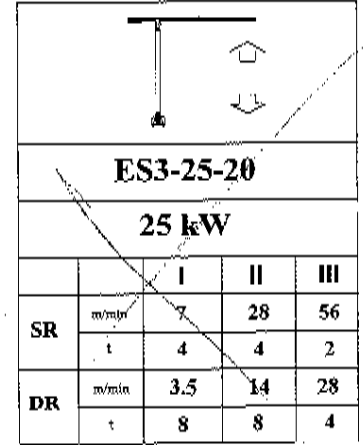
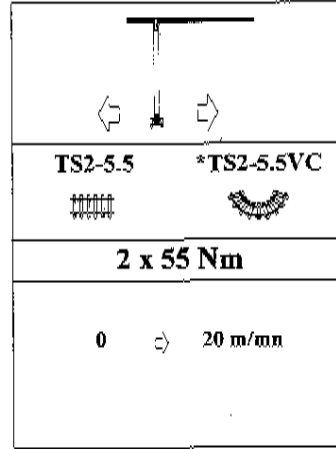
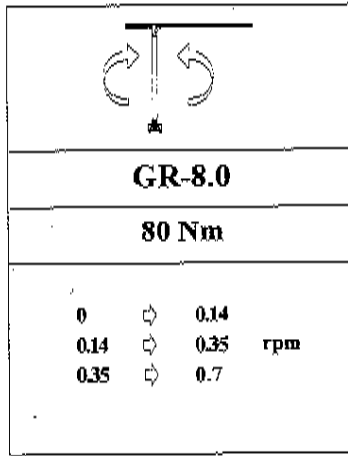
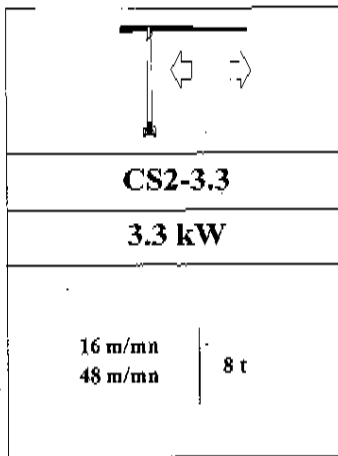
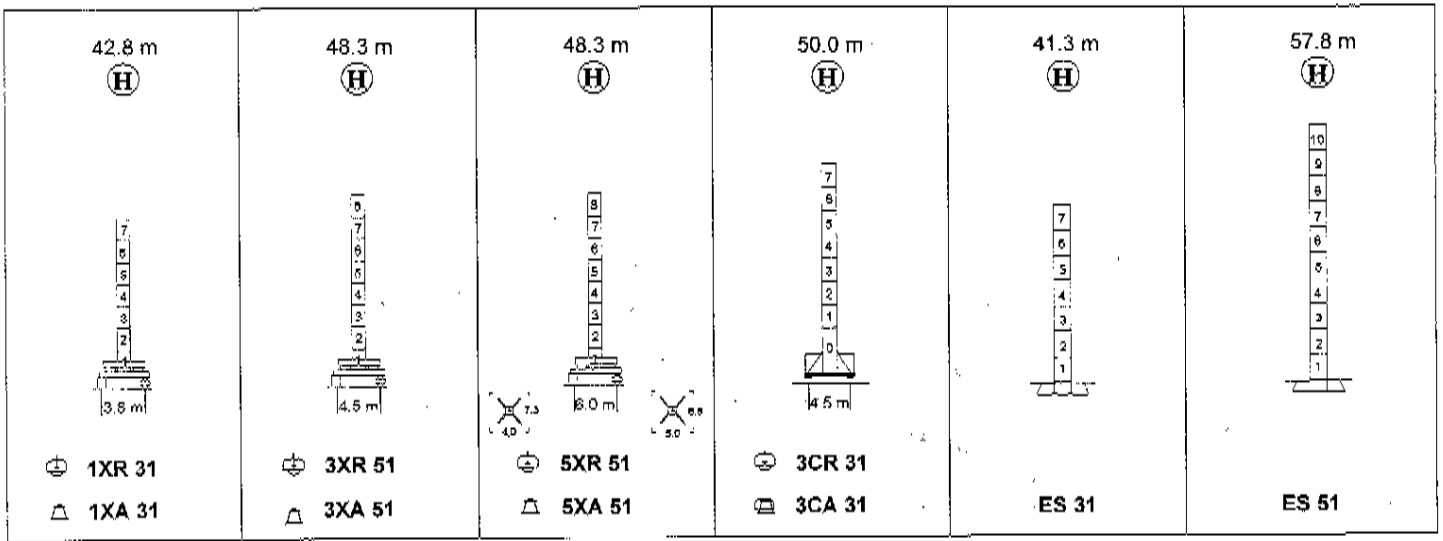


LC-1044

8t



R	R(Cmax)	Cmax	25	30	34	40	44	50	54	
54	SR SR/DR	25.03 13.34	4000 8000	4000 3885	3250 3120	2810 2875	2320 2175	2065 1920	1785 1615	1600 1450
50	SR SR/DR	27.67 14.69	4000 8000	4000 4360	3650 3515	3160 3025	2615 2470	2335 2190	2000 1850	
44	SR SR/DR	31.25 16.51	4000 8000	4000 5005	4000 4050	3635 3495	3015 2870	2700 2550		
40	SR SR/DR	33.77 17.80	4000 8000	4000 5455	4000 4425	3970 3825	3300 3150			
34	SR SR/DR	34.00 17.90	4000 8000	4000 5490	4000 4455	4000 3850				
30	SR SR/DR	30.00 18.22	4000 8000	4000 5605	4000 4550					



Tensión de alimentación Operating voltage Tension de service Betriebsspannung	380 V 3 ph 50 Hz
--	---

Sección de cable Cross section of cable Section du câble Kabelquerschnitt	4 x 35 mm²
--	------------------------------

OPCIONAL OPTIONAL EN OPTION KAUF-OPTION	*
--	----------

Potencia total de motores Total motor output Puissance totale des moteurs Gesamtmotorenleistung	37.7 kW *46.1 kW
--	-----------------------------------

R. máx.	En servicio In operation En service In Betrieb	1XR31 61 t 3XR51 60 t 5XR51 46 t 3CR31 52 t
----------------	---	--

R. máx.	Fuera de servicio Out of service Hors service Ausser Betrieb	1XR31 76 t 3XR51 85 t 5XR51 64 t 3CR31 91 t
----------------	---	--